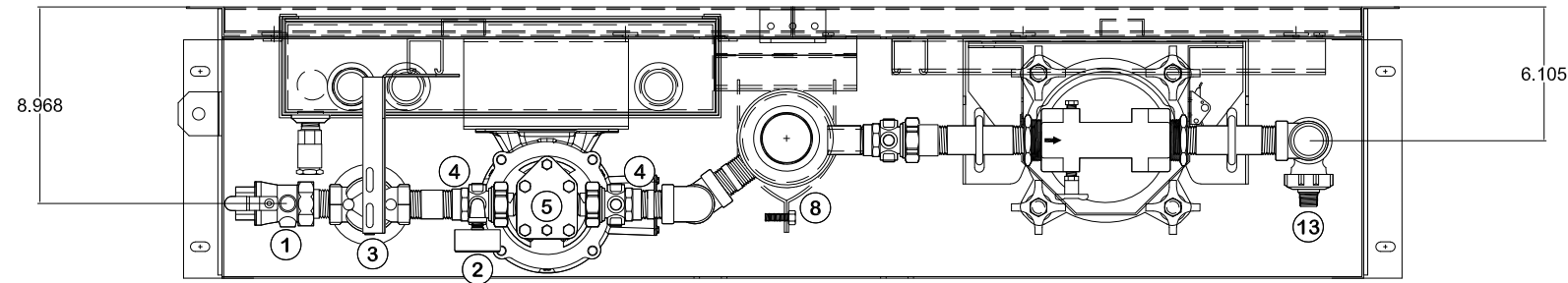


4

3

2

1



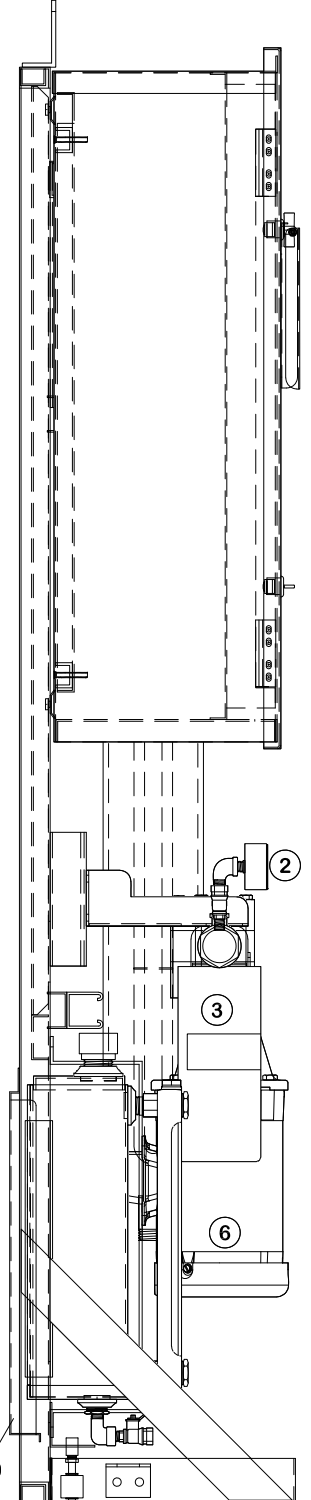
TOP VIEW LESS CONTROLLER

D

C

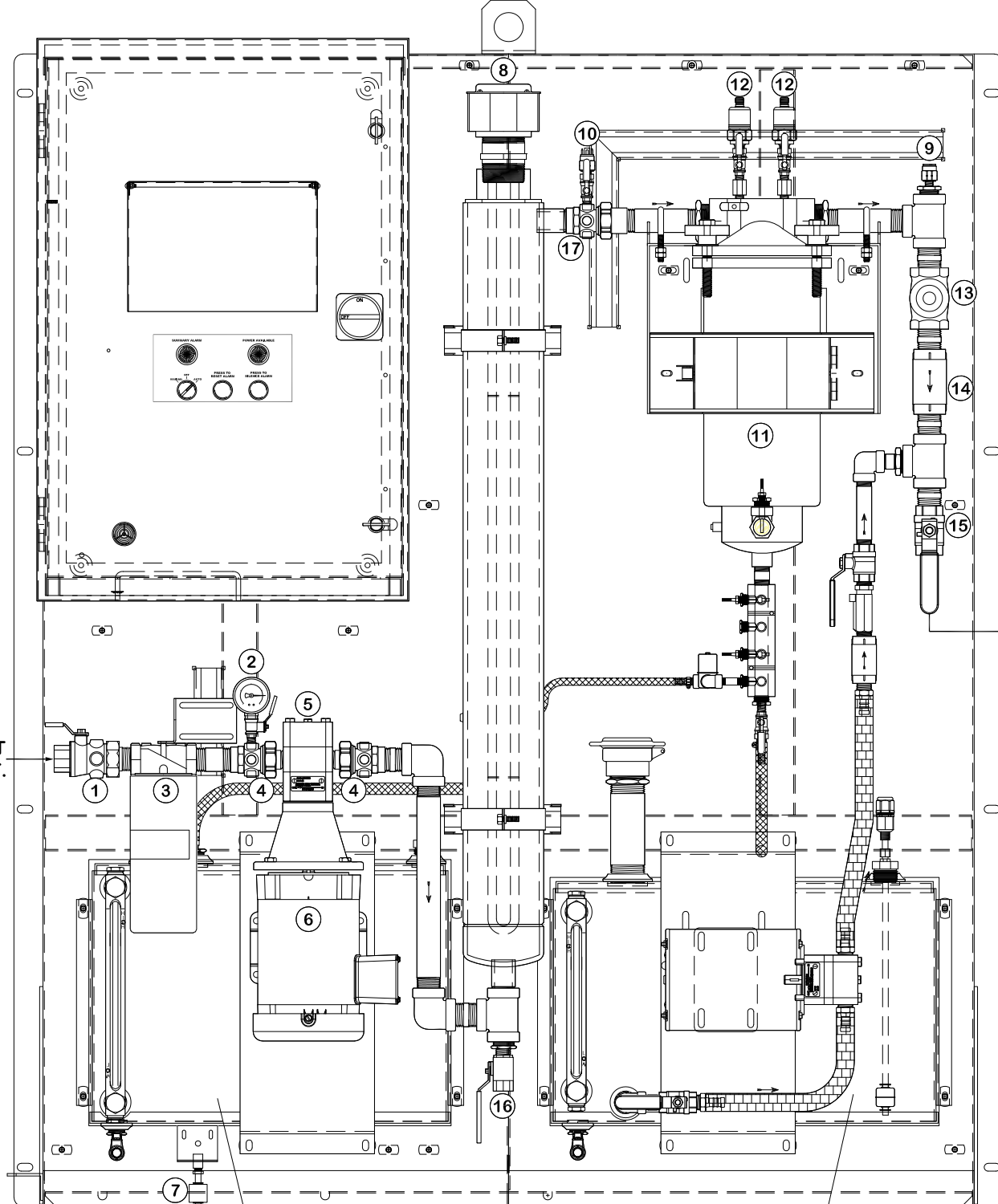
B

A



LEFT SIDE VIEW

SYSTEM INLET
1.00" NPT.

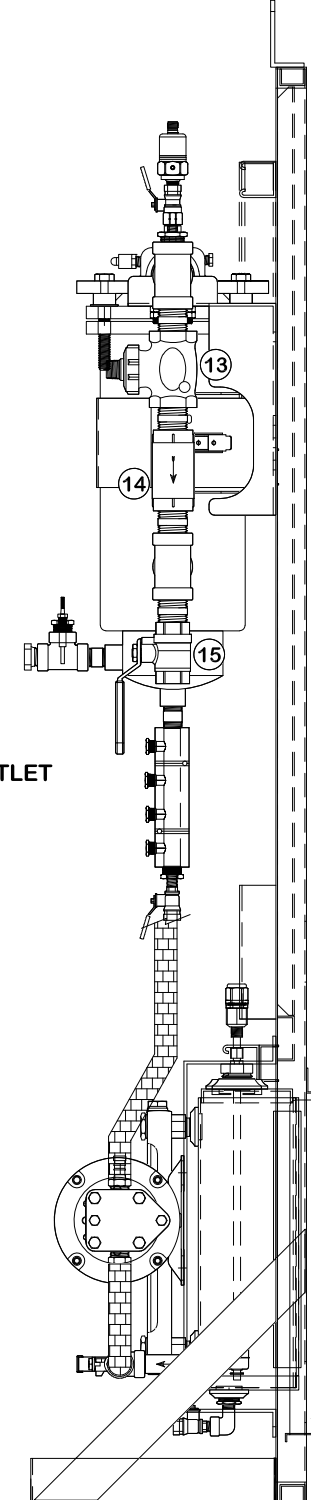


FRONT VIEW

AUTO WASTE WATER
DRAIN SYSTEM DETAIL
DRWG #ACD-00084408B

SYSTEM OUTLET
1.00" NPT.

ADDITIVE SYSTEM DETAIL
DRWG #ACD-00084409B



RIGHT SIDE VIEW

12.375

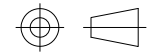
- ① BV1
MANUAL BALL VALVE
BRASS BODY, 1.00" NPT. INLET
W/ 1.00" NPT. MALE TAILPIECE
- ② VG
VACUUM GAUGE 30" HG
2" S.S. DIA. 0.25" NPT.
CENTER BACK CONNECTION
W/ 0.25" NPT. ISOLATION VALVE
- ③ PF
PRE-FILTER 1.00" NPT. ALUMINUM HEAD
W/ 30-MICRON SPIN-ON ELEMENT
- ④ UN1-2
PUMP INLET & OUTLET UNION
1.00" NPT. FEMALE BODY
W/ 0.75" NPT. MALE TAILPIECE
- ⑤ P1
CIRCULATION HEATER/FILTER PUMP
5 G.P.M. CAST IRON BODY
W/ MECHANICAL SEAL
0.75" NPT. INLET & OUTLET PORTS
- ⑥ M1
PUMP MOTOR 0.50 H.P.
460VAC, 3PH, 60HZ.
56C-FACE, T.E.F.C.
- ⑦ SLS
FILTER SUMP
LEAK SENSOR
- ⑧ CH
CIRCULATION HEATER, 7KW, 460VAC, 3PH
2.00" NPT. THREADED FITTING,
302SS MATERIAL, TYPE 1 BOX
- ⑨ TS1
OVER TEMPERATURE SWITCH
2.00" PROBE LENGTH, 0.25" NPT. FITTING
SET @ 110°F
- ⑩ PS1
PRESSURE SWITCH
0.25" NPT. SET @ 60 P.S.I.
- ⑪ FF
FBO-14 FINAL FILTER HOUSING
W/ 1-MICRON
COALESCER/SEPARATOR ELEMENTS
- ⑫ PT1-PT2
PRESSURE TRANSDUCER 4-20mA
W/ ISOLATION VALVES
- ⑬ FLS1
FLOW SWITCH, 1.00" NPT.
BRONZE BODY, SHUTTLE TYPE W/
1.0-6.0 GPM FLOW RANGE
- ⑭ CV
CHECK VALVE, SPRING TYPE
1.00" NPT. BRONZE BODY
- ⑮ BV2
MANUAL BALL VALVE
1.00" NPT. BRASS BODY
FULL PORT
- ⑯ BV3
VESSEL DRAIN
MANUAL BALL VALVE
0.50" NPT. BRASS BODY
- ⑰ UN3
HEATER OUTLET UNION
1.00" NPT. FEMALE BODY
W/ 1.00" NPT. FEMALE TAILPIECE
- ⑱ TANK SPLASH PAN
WATER TANK ACD-00085918B
ADDITIVE TANK ACD-00085919B



SIMPLEX, INC.
5300 RISING MOON ROAD
SPRINGFIELD, ILLINOIS 62711-6228

THE INFORMATION HEREON IS THE
PROPERTY OF SIMPLEX, INC., AND/OR
ITS SUBSIDIARIES. WITHOUT WRITTEN
PERMISSION ANY COPYING,
TRANSMITTAL TO OTHERS AND USE
EXCEPT THAT FOR WHICH IT IS
LOANED IS PROHIBITED.
© 2021 SIMPLEX, INC.
ALL RIGHTS RESERVED

THIRD ANGLE PROJECTION



REVISONS & UPDATES		DATE	DESCRIPTION
B	A	07/16/2021	MINOR UPDATES TO FAB. PARTS & LAYOUT
		05/24/2021	ORIGINAL DESIGN

TOLERANCES
X.XXX ± 0.005"
X.XX ± 0.010"
X.X ± 0.020"
FRACTIONAL ± 1/32"
ANGLES ± 1°
SURFACES 125

APPROVED BY: AA
DRAWN BY: AA
SCALE: 1:8.4782
SHEET SIZE: ANSI B
JOB NUMBER

DESCRIPTION
TRITON CUSTOM FILTRATION
TRITON-CUSTOM
PICTORIAL 2 OF 2

Approved 07/16/2021

DRAWING NUMBER
ACD-00084407

SHEET NUMBER
1/1

REVISION
B

4

3

2

1